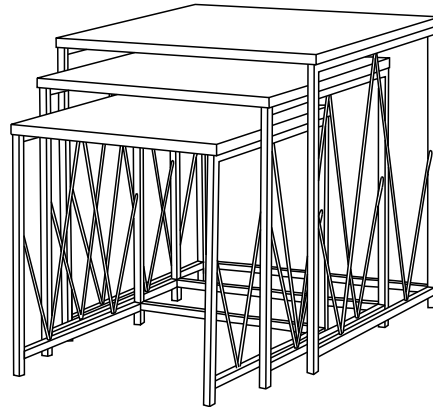


ATHENS NEST OF TABLES ASSEMBLY INSTRUCTIONS



IMPORTANT PLEASE READ BEFORE YOU CONTINUE FURTHER FOR DOMESTIC USE ONLY

THE PRODUCT YOU HAVE PURCHASED WILL GIVE YOU MANY YEARS OF SERVICE IF YOU FOLLOW THE GUIDELINES FOR ITS SAFE ASSEMBLY AND PERIODIC MAINTENANCE AND CLEANING .

ASSEMBLE ON A SOFT CLEAN SURFACE

DO NOT USE ANY TOOLS OTHER THAN THOSE SHOWN.

ANY SPANNERS OR ALLEN KEYS REQUIRED ARE INCLUDED WITH THE FITTINGS KIT.

DO NOT FOR ANY REASON USE A POWER TOOL TO ASSEMBLE THIS PRODUCT. ITS USE WILL INVALIDATE ANY CLAIM YOU MAY HAVE AND COULD MAKE THIS PRODUCT UNSAFE.

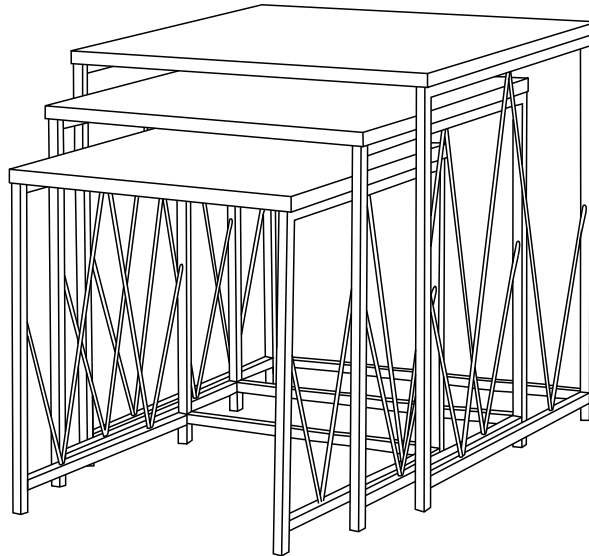
DEPENDING ON THE AMOUNT OF USE THIS PRODUCT RECEIVES IT MAY BE NECESSARY TO TIGHTEN UP THE FIXINGS FROM TIME TO TIME . THIS IS COMPLETELY NORMAL FOR ANY FLAT PACK FURNITURE.
DO NOT OVERTIGHTEN FIXINGS.

FOR CLEANING, YOU MAY USE A DAMP CLOTH (NOT WET) DO NOT USE POLISH, DETERGENT OR CHEMICAL CLEANERS.

THIS PRODUCT MAY STAIN OR MARK IF ALLOWED TO COME INTO CONTACT WITH WET OR DAMP OBJECTS.

THE SURFACE OF THIS ITEM IS NOT HEAT RESISTANT. ALWAYS USE A PLACE MAT UNDER HOT OR COLD ITEMS TO PREVENT MARKING.

ATHENS NEST OF TABLES CARE AND MAINTENANCE INSTRUCTIONS

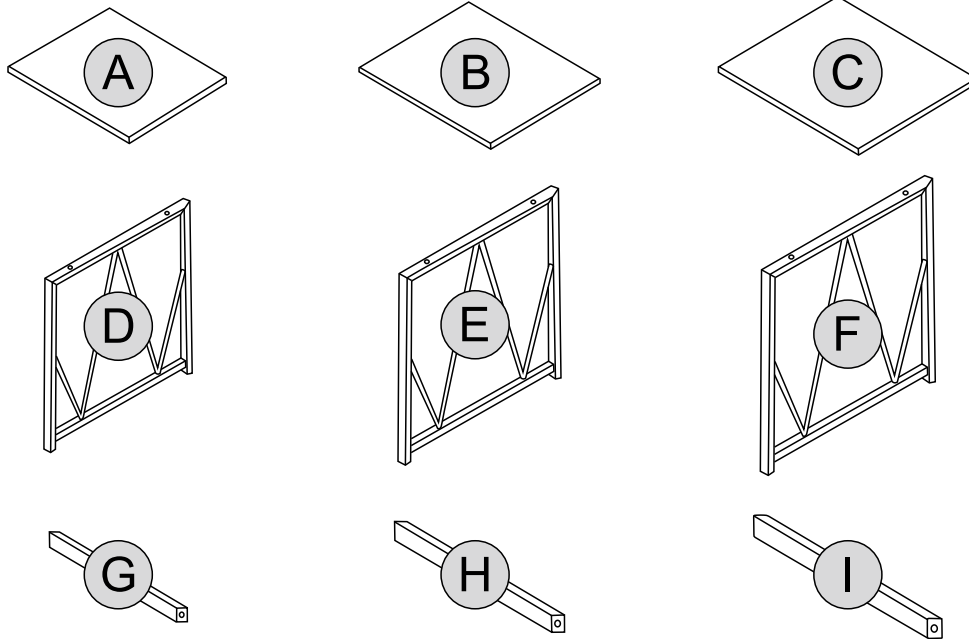


THIS PRODUCT INCLUDES MDF BOARD WITH A NOMINAL THICKNESS OF 14MM. IF THE BOARD IS CHIPPED OR BROKEN, PLEASE REPLACE WITH TYPE DESCRIBED OR ALTERNATIVELY CONSULT WITH THE RETAILER STATING THE MODEL DETAILS.

WARNING

1. MAXIMUM LOAD ON TOP - DO NOT EXCEED 20 KGS IN WEIGHT.
2. DO NOT SIT OR STAND ON MDF BOARD SURFACES.
3. DO NOT USE MDF BOARD AS CHOPPING SURFACE.
4. DO NOT STRIKE MDF BOARD WITH HARD OR POINTED ITEMS.
5. DO NOT PLACE VERY HOT OR VERY COLD ITEMS ON THE MDF BOARD SURFACE UNLESS ADEQUATELY THICK TABLE MATS ARE USED TO PREVENT SUCH ITEMS COMING INTO CONTACT WITH THE MDF BOARD.
6. FOR CLEANING, YOU MAY USE A DAMP CLOTH (NOT WET) DO NOT USE POLISH, DETERGENT OR CHEMICAL CLEANERS.
7. THE USE OF POWER TOOLS TO ASSEMBLE THIS PRODUCT WILL INVALIDATE ANY CLAIM AND MAY DAMAGE THIS PRODUCT MAKING IT UNSAFE.

KEEP THESE INSTRUCTIONS IN A SAFE PLACE FOR FUTURE REFERENCE.



PARTS LIST

Part Number	Part Code	Part Description	Quantity	Carton
A	S300-303-028-MT1-01	Small Table Top	1	1/1
B	S300-303-028-MT1-02	Medium Table Top	1	1/1
C	S300-303-028-MT1-03	Large Table Top	1	1/1
D	S300-303-028-MT1-04	Small Table Leg	2	1/1
E	S300-303-028-MT1-05	Medium Table Leg	2	1/1
F	S300-303-028-MT1-06	Large Table Leg	2	1/1
G	S300-303-028-MT1-07	Small Cross Bar	1	1/1
H	S300-303-028-MT1-08	Medium Cross Bar	1	1/1
I	S300-303-028-MT1-08	Large Cross Bar	1	1/1

HARDWARE LIST

REF		HARDWARE NAME	QTY
1		Screw Bolt	12PCS
2		Bolt	6PCS
3		Plastic Cap	12PCS
4		Allen Key	1PC

PLEASE CHECK THAT YOU HAVE ALL THE PARTS LISTED BEFORE YOU START ASSEMBLING. IF YOU DO FIND THAT SOMETHING IS MISSING, DO NOT CONTINUE ASSEMBLY. PLEASE CONTACT YOUR SUPPLIER IMMEDIATELY.

STEP 1

PARTS REQUIRED

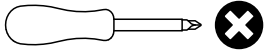
A - SMALL TABLE TOP x1

D - SMALL TABLE LEG x2

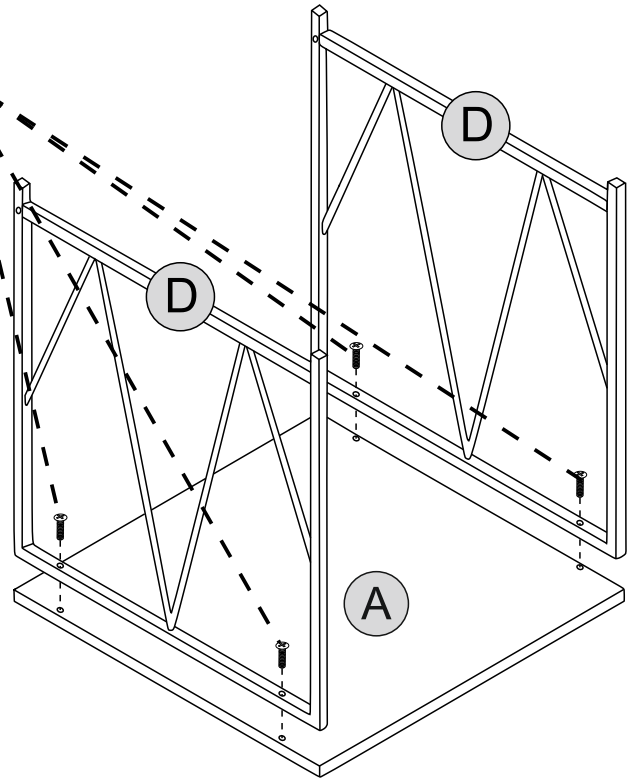
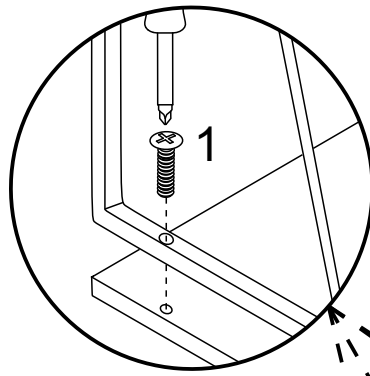
HARDWARE REQUIRED

1  04

TOOLS REQUIRED

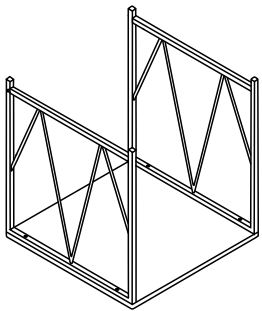


SMALL TABLE



STEP 2

PARTS REQUIRED

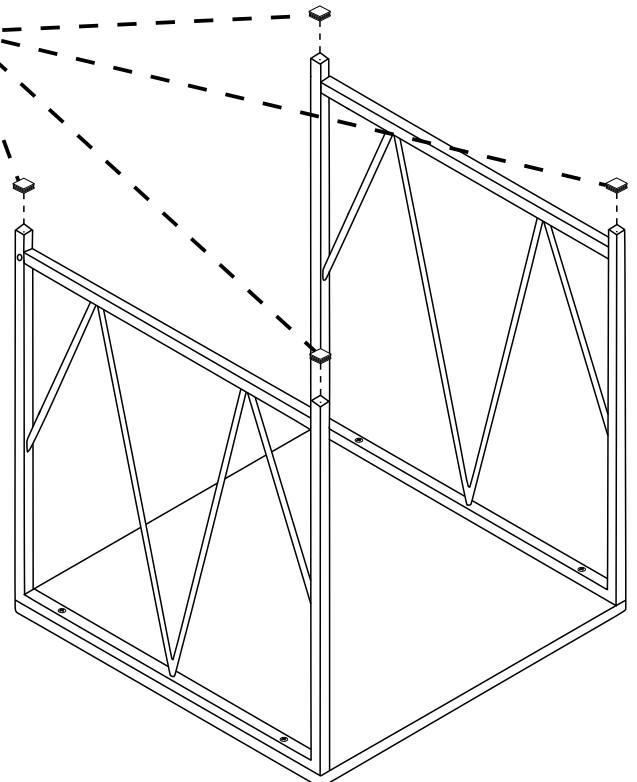
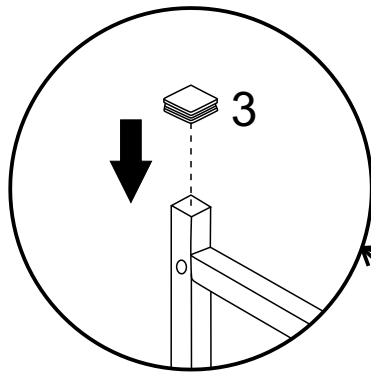


HARDWARE REQUIRED

3  04

TOOLS REQUIRED

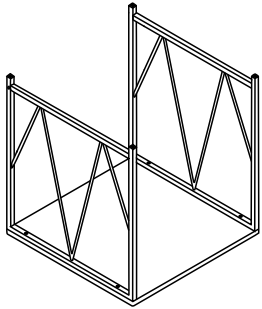
SMALL TABLE



STEP 3

PARTS REQUIRED

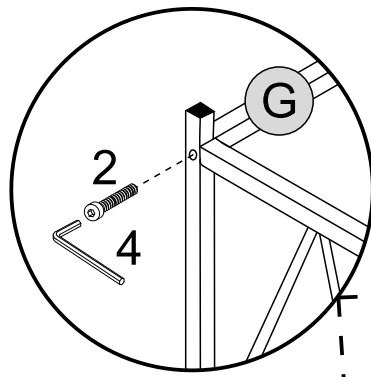
G - SMALL CROSS BAR x1



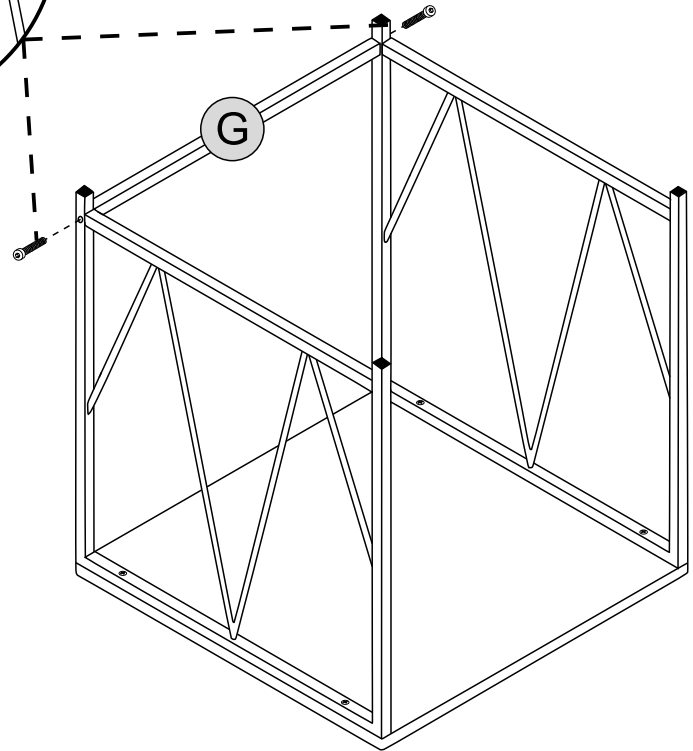
HARDWARE REQUIRED

2  02

TOOLS REQUIRED



SMALL TABLE



STEP 4

PARTS REQUIRED

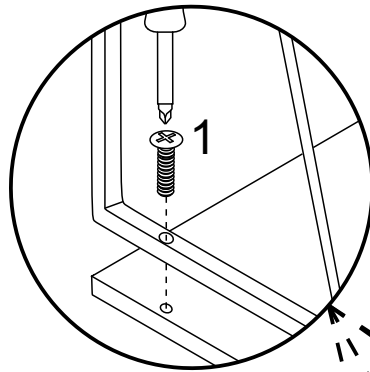
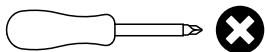
B - MEDIUM TABLE TOP x1

E - MEDIUM TABLE LEG x2

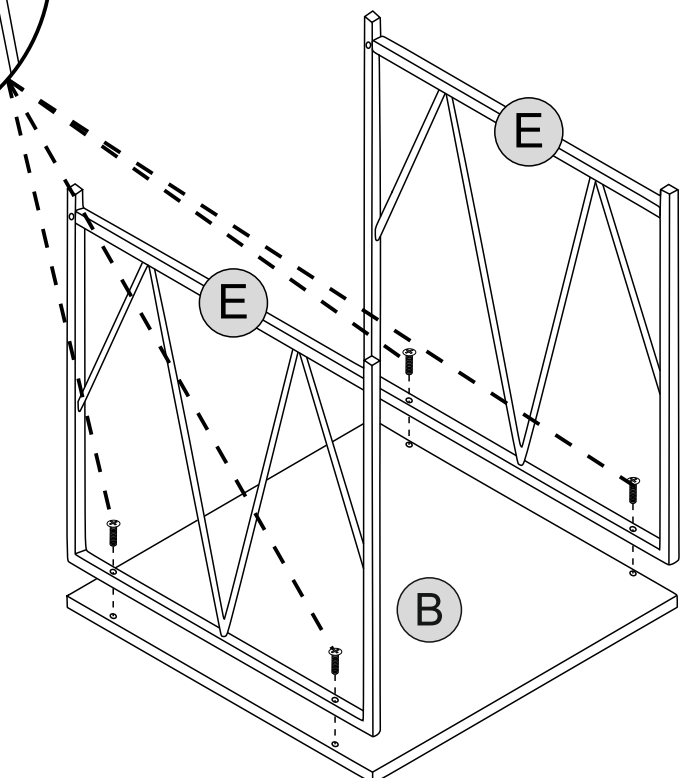
HARDWARE REQUIRED

1  04

TOOLS REQUIRED

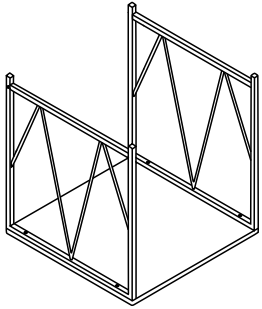


MEDIUM TABLE



STEP 5

PARTS REQUIRED

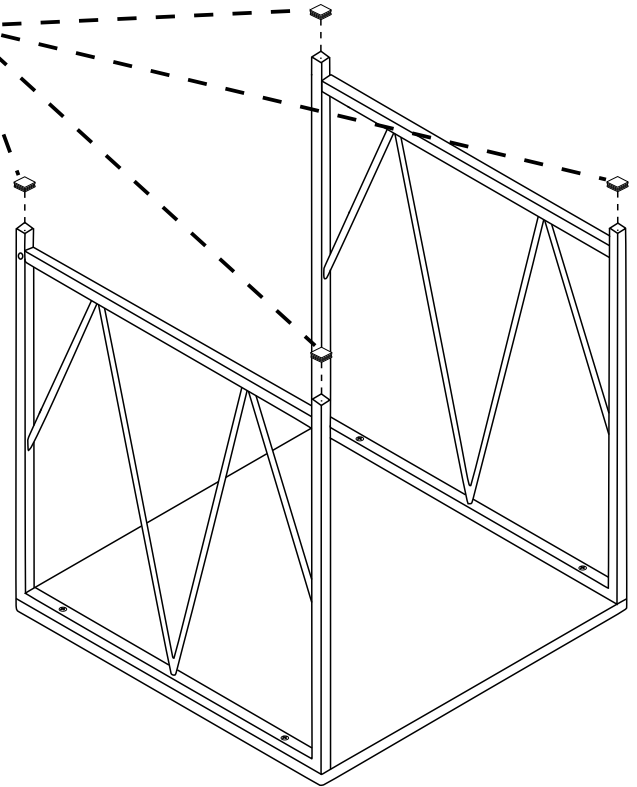
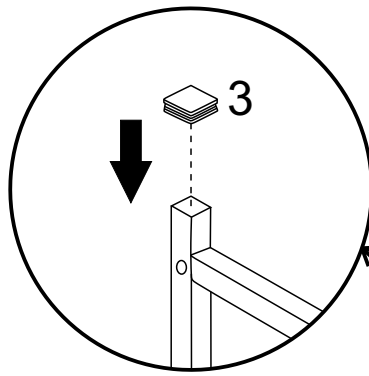


HARDWARE REQUIRED



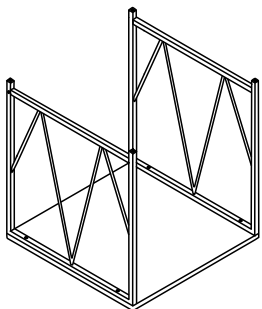
TOOLS REQUIRED

MEDIUM TABLE

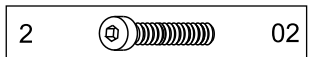


STEP 6

PARTS REQUIRED



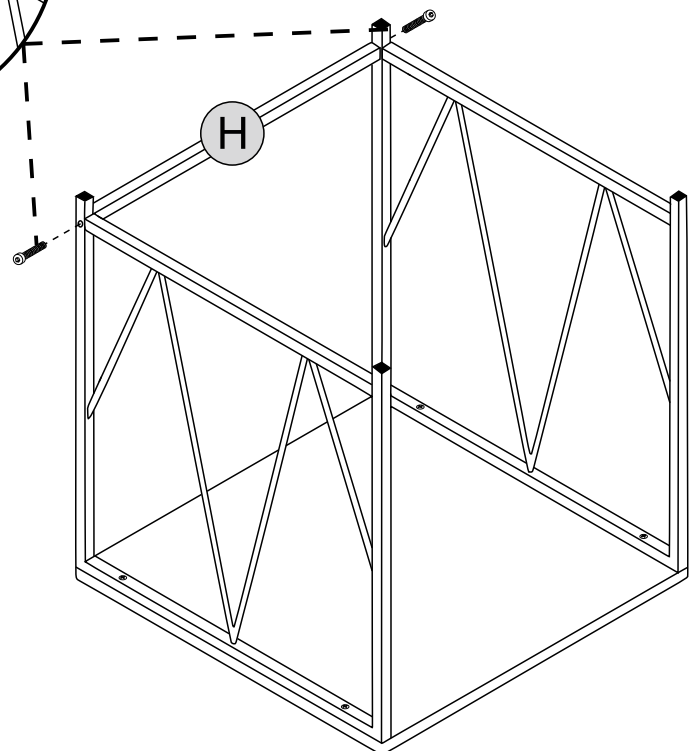
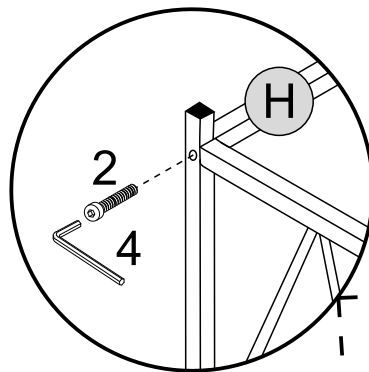
HARDWARE REQUIRED



TOOLS REQUIRED



MEDIUM TABLE



STEP 7

PARTS REQUIRED

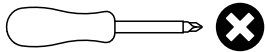
C - LARGE TABLE TOP x1

F - LARGE TABLE LEG x2

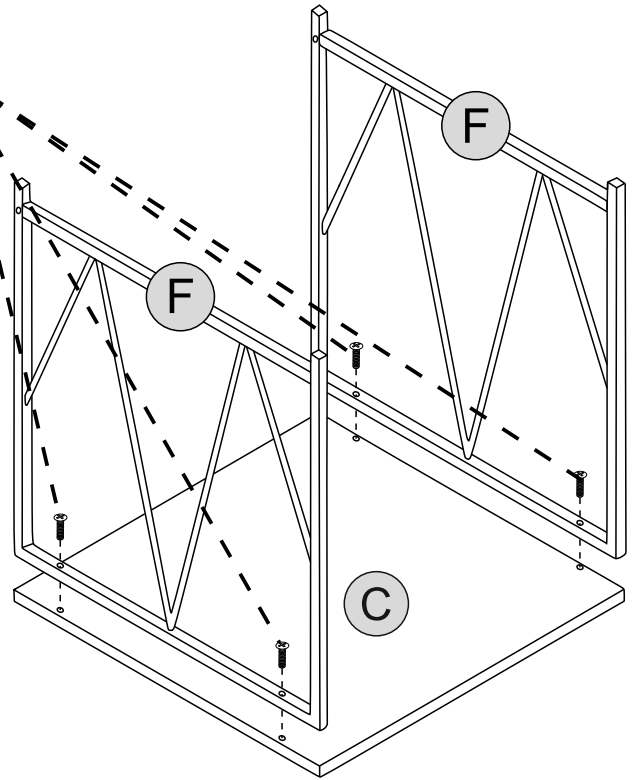
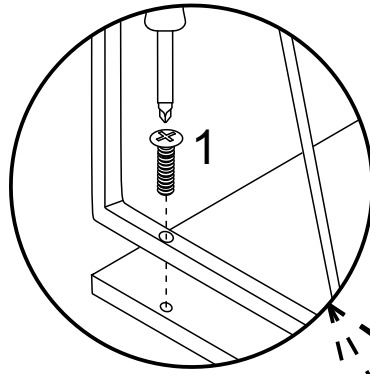
HARDWARE REQUIRED

1  04

TOOLS REQUIRED

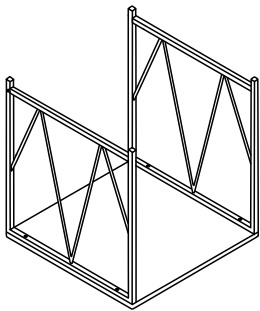


LARGE TABLE



STEP 8

PARTS REQUIRED

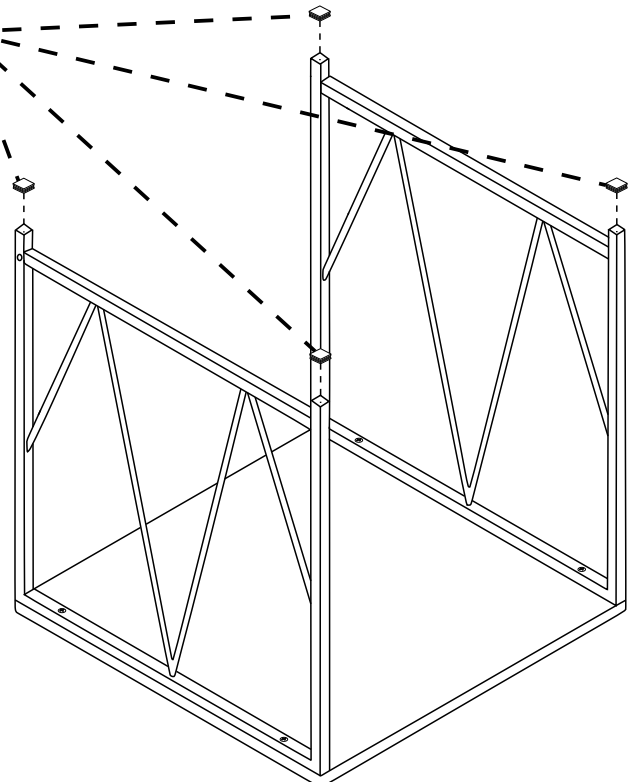
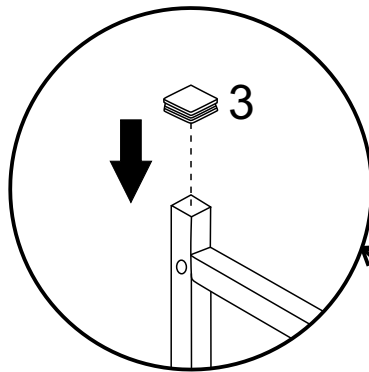


HARDWARE REQUIRED

3  04

TOOLS REQUIRED

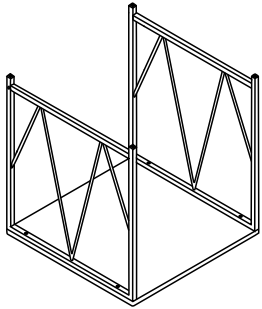
LARGE TABLE



STEP 9

PARTS REQUIRED

1 - LARGE CROSS BAR x1



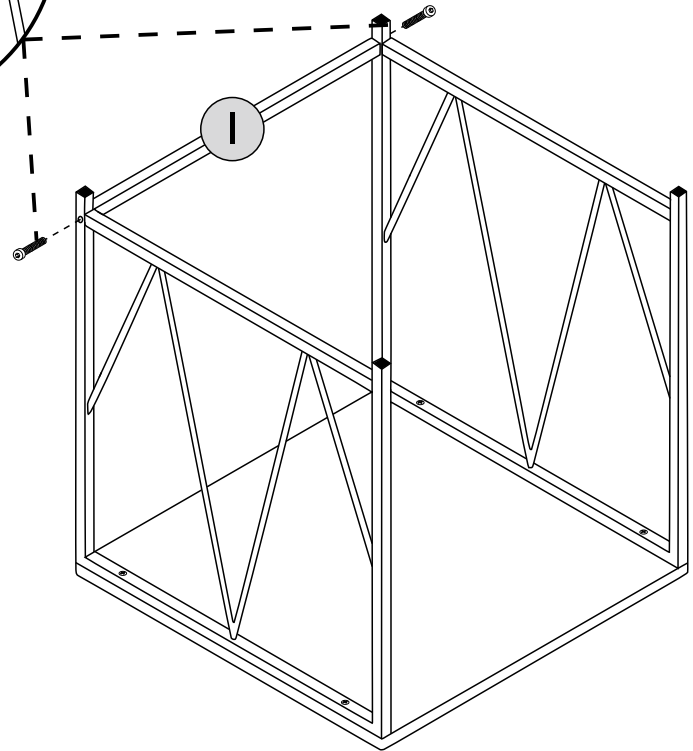
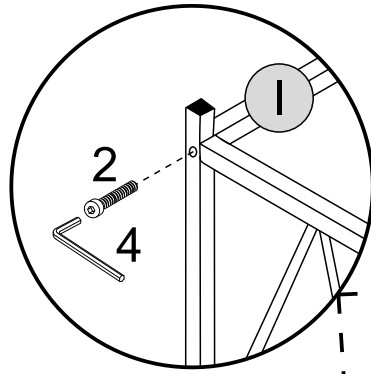
HARDWARE REQUIRED

2  02

TOOLS REQUIRED



LARGE TABLE



STEP 10

PARTS REQUIRED

HARDWARE REQUIRED

TOOLS REQUIRED

